

Central Plaza

74 Central Street, Wellesley, MA 02482

PROPERTY SF
50,339 SF

AVAILABLE SF
2,716 SF

LINEAR
RETAIL®

SPACE FOR LEASE



DESCRIPTION

- Space Available: 2,716 SF
- 50,339 SF shopping center
- Dominant block in downtown Wellesley's high-end Central Street shopping district
- Area Schools:
 - Wellesley College .1 miles (2,400+ students)
 - Dana Hall School .8 miles (450+ students)
 - Babson College 2 miles (2,750+ students)
 - Mass Bay Community College 2.2 miles (6,000+ students)
- Neighboring area retailers: Lululemon, Faherty, Orangetheory, Starbucks, Ardan Medspa, Chase Bank, Smith & Wollensky, Fiorella's
- Central Street shopping district with over 356,000 annual visitors*
*source: Placer.ai



FOR MORE INFORMATION

Adriana Major, Senior Leasing Representative | amajor@linearretail.com | Office 781.202.3555

Central Plaza

74 Central Street, Wellesley, MA 02482

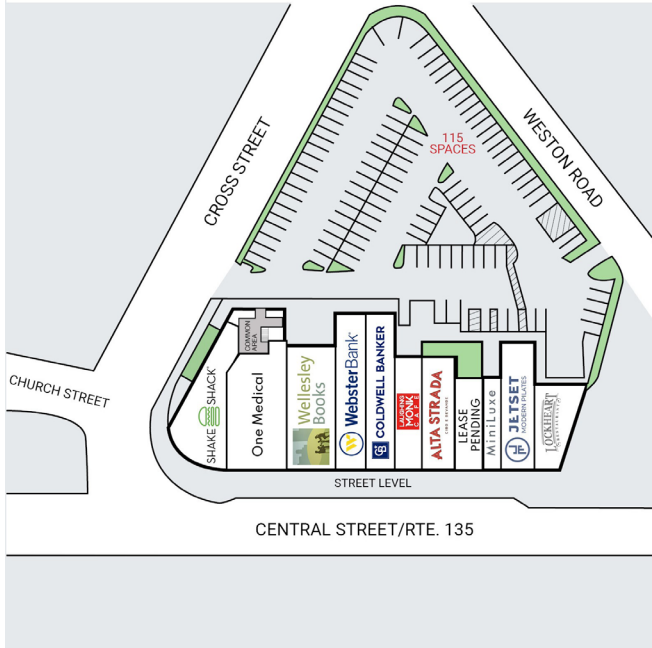
PROPERTY SF
50,339 SF

AVAILABLE SF
2,716 SF

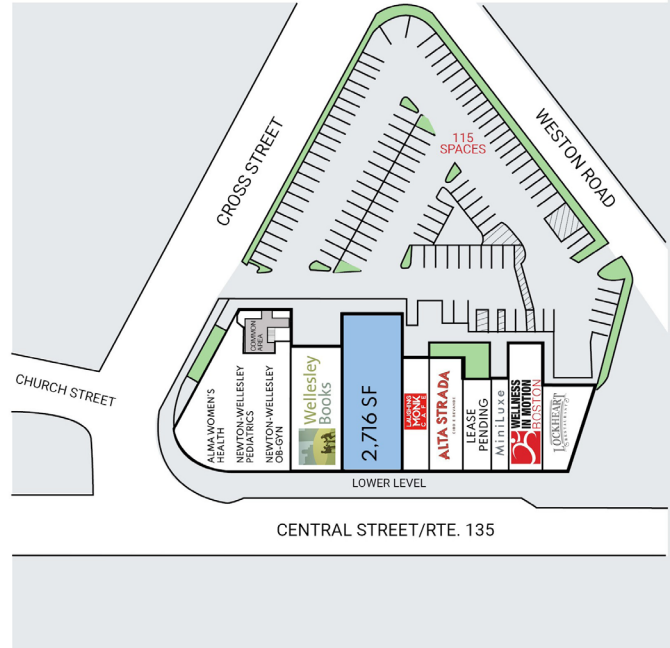


SPACE FOR LEASE

STREET LEVEL



LOWER LEVEL



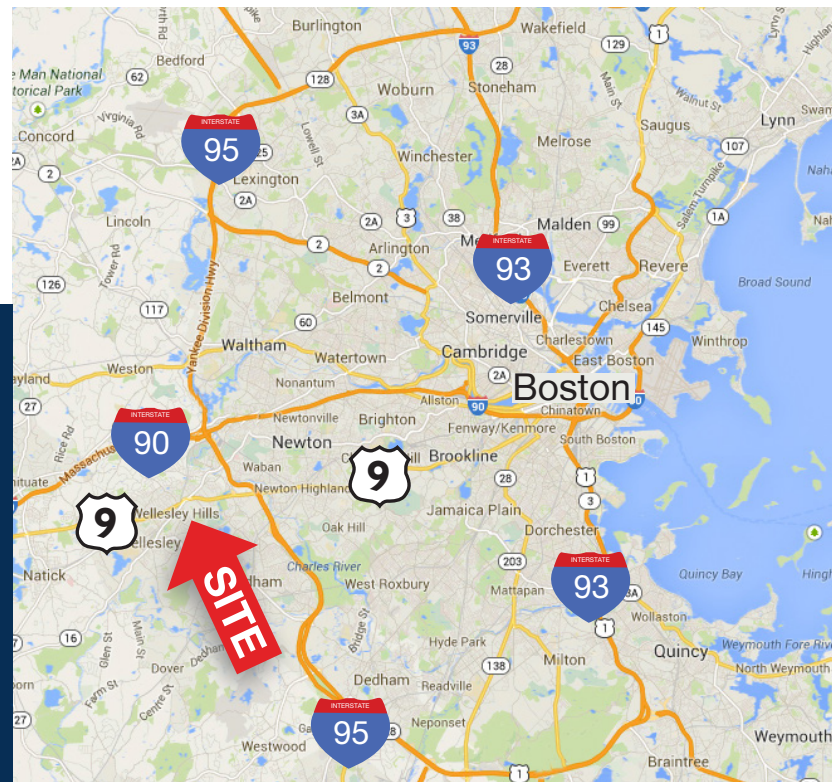
SITE DATA

- SPACE AVAILABLE:** 2,716 SF Available
- PARKING:** 115 space dedicated lot
- ADT:** 17,000 on Central Street

Demographics

Radius	1.0 MI	2.0 MI	3.0 MI
Population	10,476	28,558	59,111
Average Income	\$280,679	\$304,221	\$278,781
Office Population	5,259	12,645	31,239

Over 356,000 annual visitors to Central Street Shopping District
(source: Placer.ai)



FOR MORE INFORMATION

Adriana Major, Senior Leasing Representative

amajor@linearretail.com | info@linearretail.com | linearretail.com

Central Plaza

74 Central Street, Wellesley, MA 02482

PROPERTY SF

50,339 SF

AVAILABLE SF

2,716 SF

LINEAR
RETAIL®

SPACE FOR LEASE



FOR MORE INFORMATION

Adriana Major, Senior Leasing Representative | amajor@linearretail.com | Office 781.202.3555