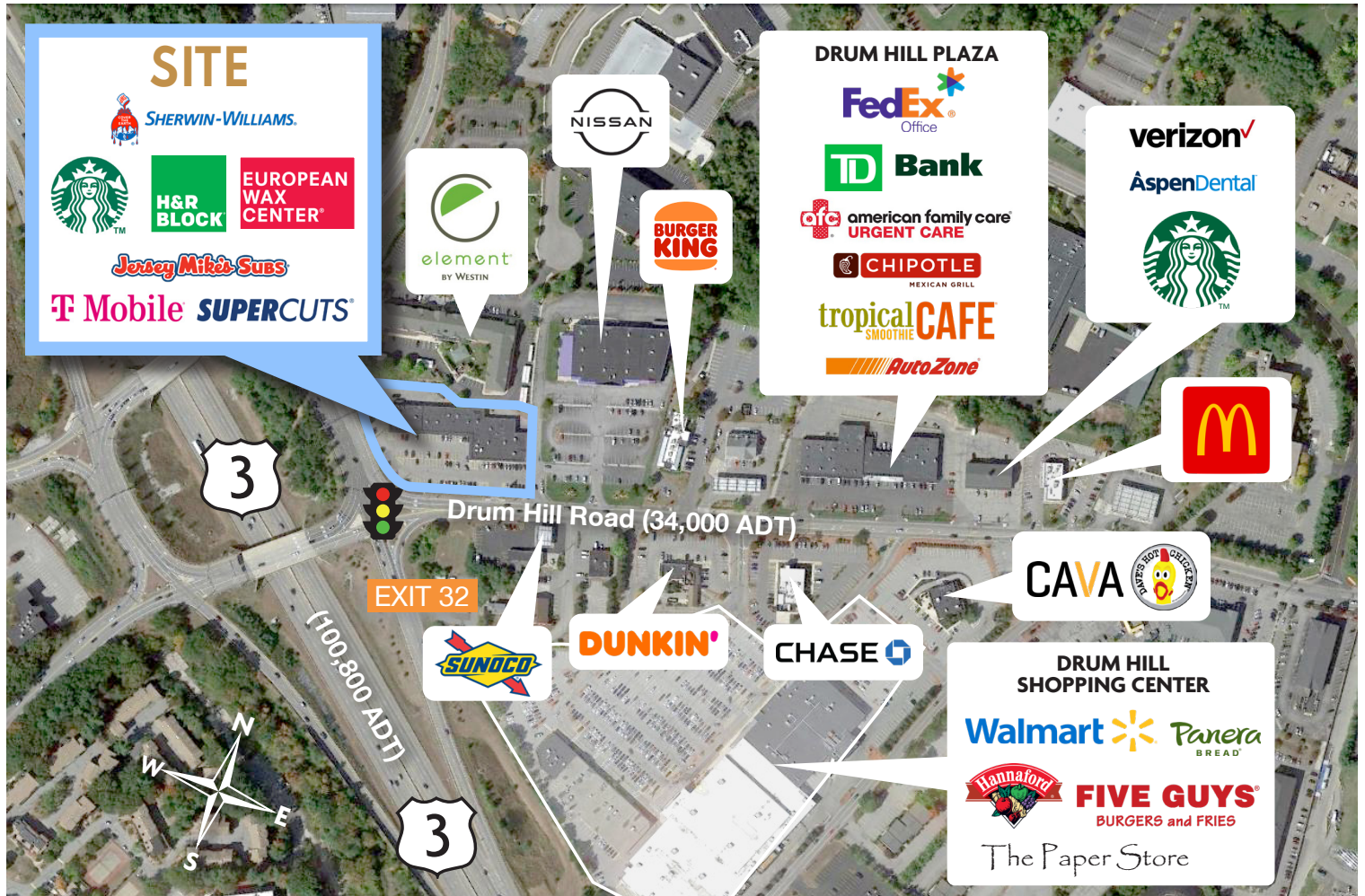


Chelmsford Plaza

101 Drum Hill Road, Chelmsford, MA 01824

PROPERTY SF
24,462 SF

AVAILABLE SF
FULLY LEASED



DESCRIPTION

- Fully Leased
- Located off Exit 32 (Drum Hill Rotary) on Rte. 3 in Chelmsford
- The Drum Hill Rotary is at the entrance to the Drum Hill shopping district with an average of 34,000 vehicles per day
- Area retailers include Walmart, Hannaford, Panera Bread, Dunkin', and Chipotle
- Over 425,000 annual visitors at Chelmsford Plaza*
*Source: Placer.ai



FOR MORE INFORMATION

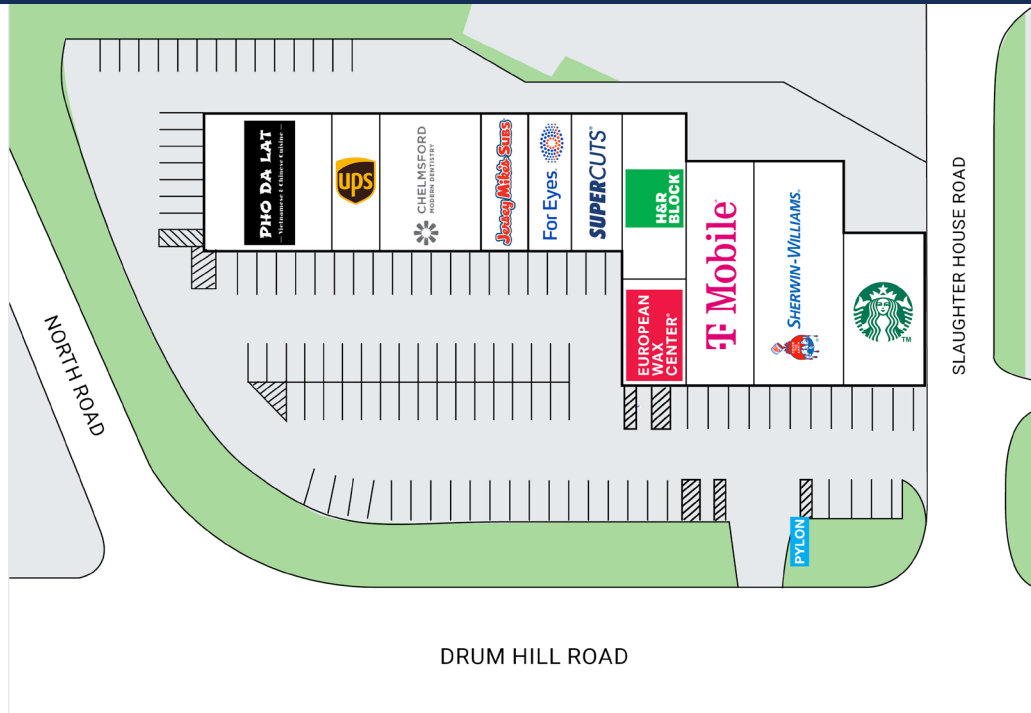
Matt Sieckhaus, Asset Manager | msieckhaus@linearretail.com | Office 781.202.3532

Chelmsford Plaza

101 Drum Hill Road, Chelmsford, MA 01824

PROPERTY SF
24,462 SF

AVAILABLE SF
FULLY LEASED



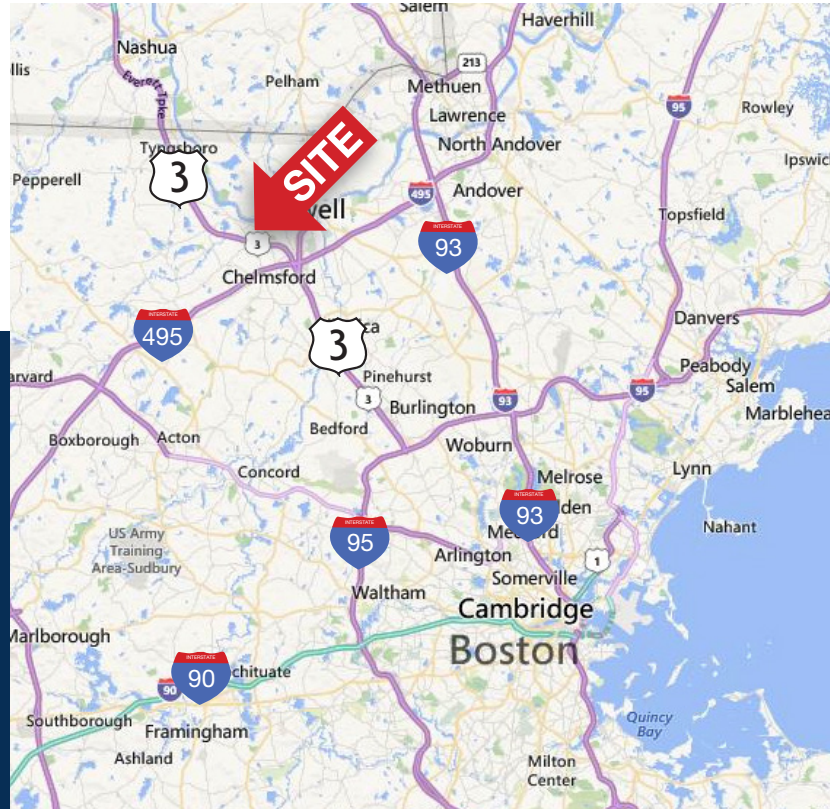
SITE DATA

SPACE AVAILABLE:	Fully Leased
ANCHOR TENANTS:	Starbucks, T-Mobile, Jersey Mike's, H&R Block, UPS
PARKING:	4.0 Space per 1,000 SF 98 Spaces
ADT:	34,000 per day (Drum Hill Rd.)

Demographics

Radius	2.0 MI	3.0 MI	4.0 MI
Population	44,999	95,063	163,322
Average Income	\$130,482	\$115,157	\$112,368
Office Population	16,312	38,793	64,599

Over 425,000 annual visitors at Chelmsford Plaza (source: Placer.ai)



FOR MORE INFORMATION

Matt Sieckhaus, Asset Manager

msieckhaus@linearretail.com | info@linearretail.com | linearretail.com