

Central Plaza

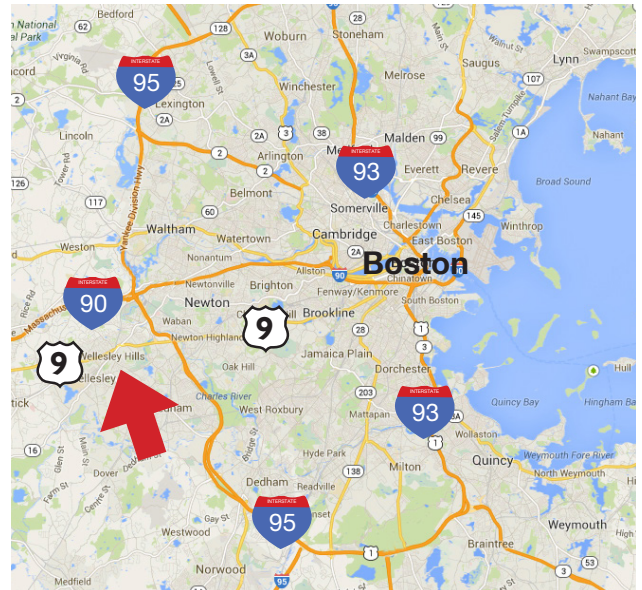
74-102 Central Street, Wellesley, MA 02482

Space for Lease



DESCRIPTION

- 51,000 SF shopping center
- Dominant block in downtown Wellesley's high-end Central Street shopping district
- Area Schools:
 - Wellesley College .1 Miles (2,400+ Students)
 - Babson College 2 Miles (2,750+ Students)
 - Dana Hall School (450+ Students)
 - Mass Bay Community College (6,000+ Students)
- Area retailers: Lululemon, Orange Theory, Faherty, Starbucks, Ardan Medspa, Chase Bank
- Central Street shopping district with over 356,000 annual visitors* (*Source: Placer.ai)



SITE DATA

- Space Available:** Street Level: 1,233 SF - 3,992 SF (Divisible)
Lower Level: 2,388 SF & 2,716 SF
- Parking:** 115 space dedicated lot
- ATD:** 17,000 Average Daily Cars



DEMOGRAPHICS

Radius	Residential Population	Average HH Income	Office Population
1 mile	10,476	\$280,679	5,259
2 mile	28,558	\$304,221	12,645
3 mile	59,111	\$278,781	31,239

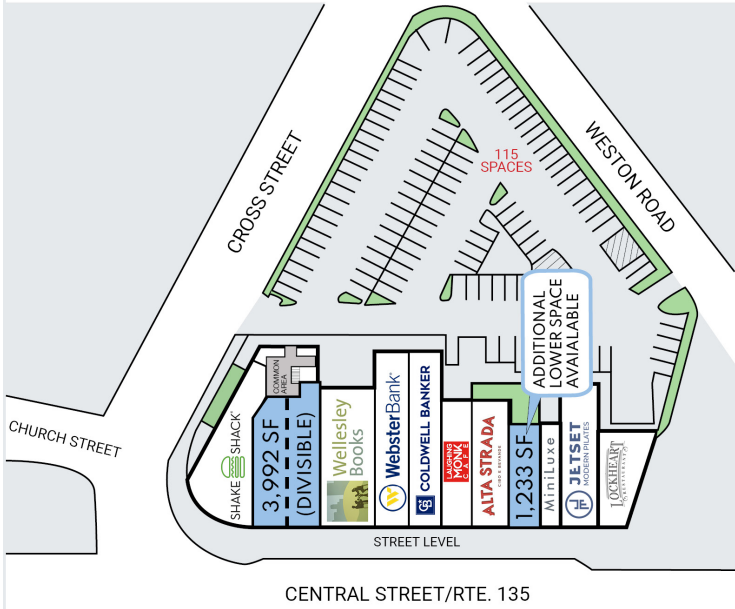
FOR MORE INFORMATION

Evan Eisenhardt, SVP - Leasing | eisenhardt@linearretail.com | **Office** 781.202.3536 | **Cell** 617.807.0577

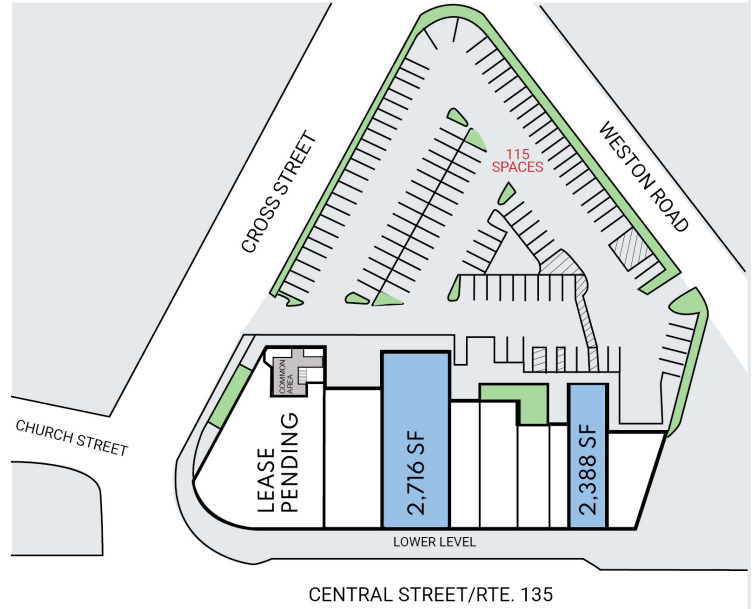
Adriana Major, Senior Leasing Representative | amajor@linearretail.com | **Office** 781.202.3555 | **Cell** 603.391.2502

Central Plaza 74-102 Central Street, Wellesley, MA 02482

STREET LEVEL



LOWER LEVEL

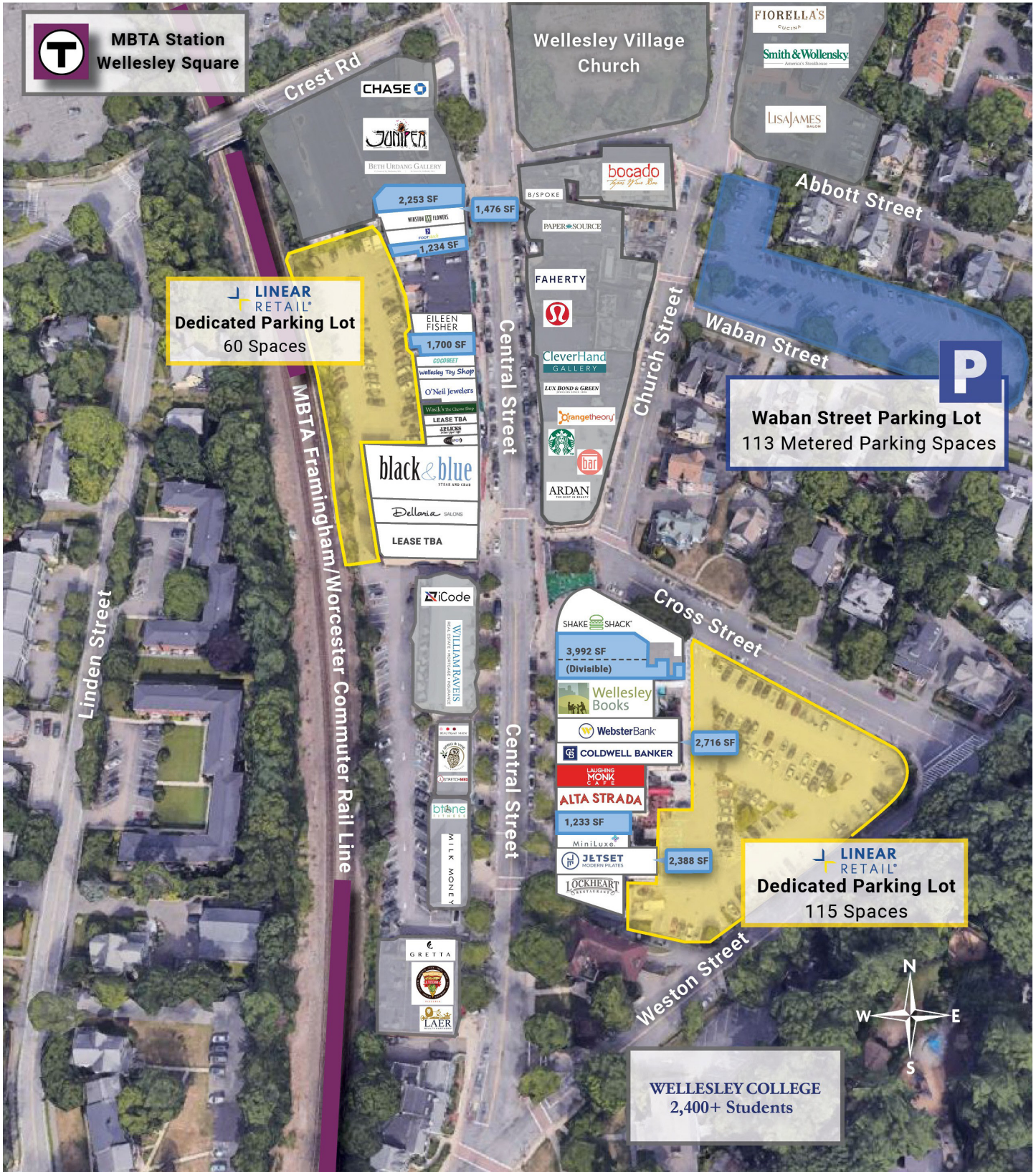


FOR MORE INFORMATION

Evan Eisenhardt, SVP - Leasing | eeisenhardt@linearretail.com | **Office** 781.202.3536 | **Cell** 617.807.0577

Adriana Major, Senior Leasing Representative | amajor@linearretail.com | **Office** 781.202.3555 | **Cell** 603.391.2502

Central Plaza 74-102 Central Street, Wellesley, MA 02482



FOR MORE INFORMATION

Evan Eisenhardt, SVP - Leasing | eisenhardt@linearretail.com | Office 781.202.3536 | Cell 617.807.0577

Adriana Major, Senior Leasing Representative | amajor@linearretail.com | Office 781.202.3555 | Cell 603.391.2502