

Downtown Wellesley

61-71 Central Street, Wellesley, MA 02482

Space for Lease



DESCRIPTION

- 964 SF on street level, 4,342 SF on street level and 4,275 included on lower level
- 17,900 SF shopping center
- Dominant block in downtown Wellesley's high-end Central Street shopping district
- Area Schools:
 - Wellesley College .1 Miles (2,350+ Students)
 - Babson College 2 Miles (2,300+ Students)
 - Dana Hall School (450+ Students)
 - Mass Bay Community College (4,400 Students)
- 60 space private dedicated parking lot in the rear of building
- Neighboring area retailers: Lululemon, Orange Theory, Faherty, Starbucks, Ardan Medspa + Salon, Chase Bank
- Central Street shopping district with over 186,000 annual visitors*

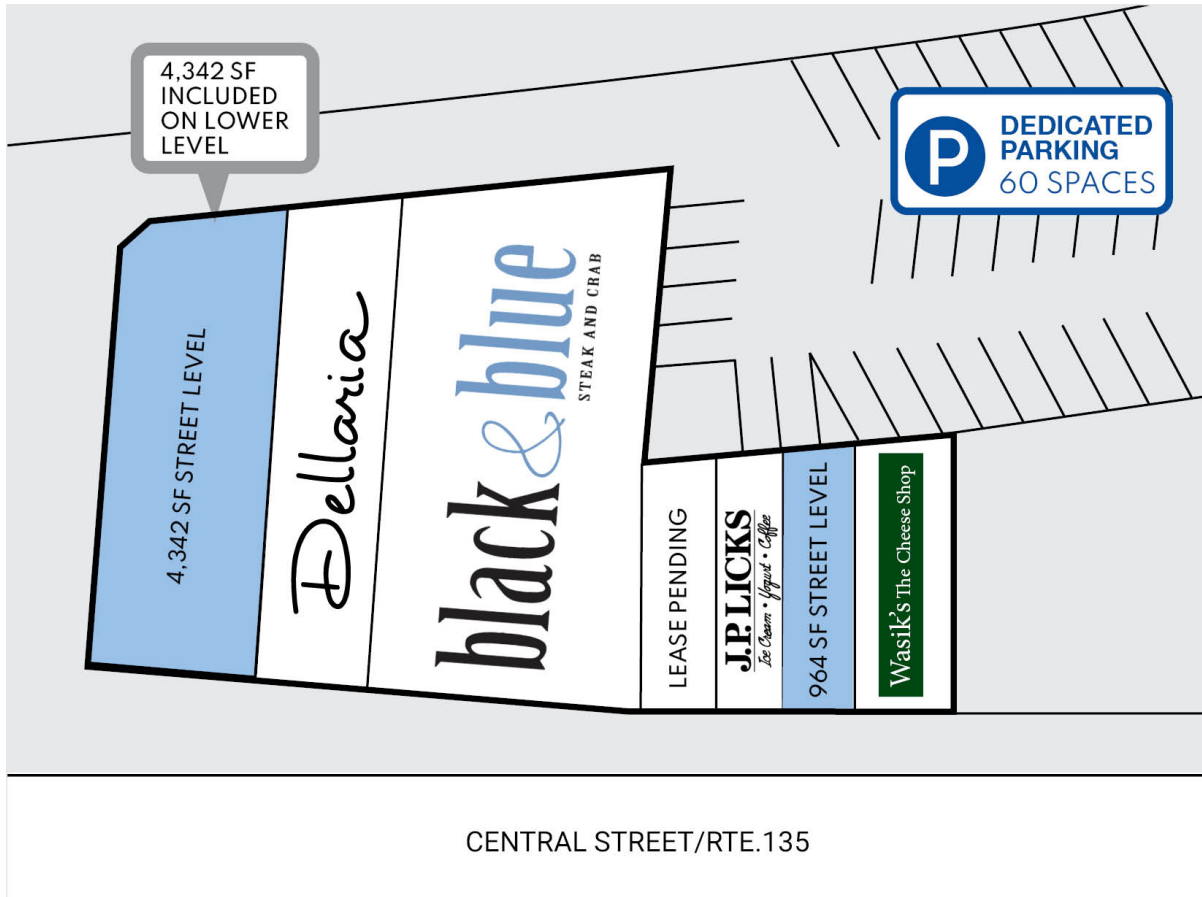


FOR MORE INFORMATION

Evan Eisenhardt, SVP - Leasing | eeisenhardt@linearretail.com | Office 781.202.3536 | Cell 617.807.0577

Adriana Major, Leasing Representative | amajor@linearretail.com | Office 781.202.3555 | Cell 603.391.2502

61-71 Central Street, Wellesley, MA 02482



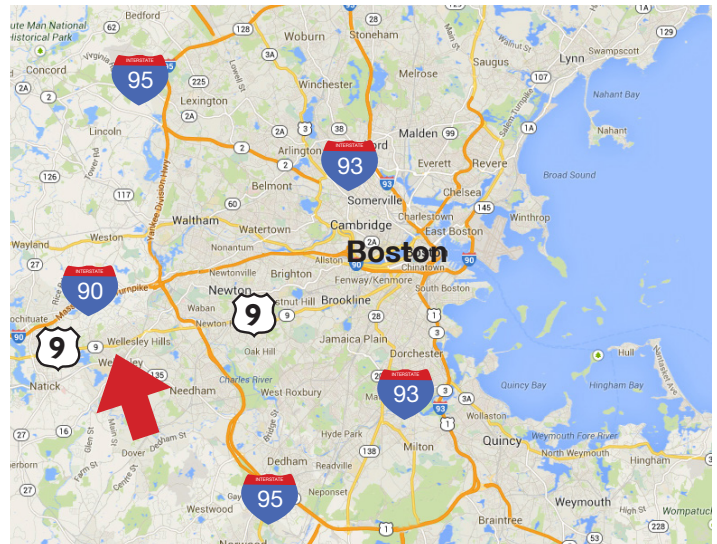
SITE DATA

Space Available: 964 SF on street level, 4,342 SF on street level and additional 4,275 included on lower level

Parking: 60 spaces

DEMOGRAPHICS

Radius	Residential Population	Average HH Income	Office Population
1 mile	10,476	\$280,679	5,259
2 mile	28,558	\$304,221	12,645
3 mile	59,111	\$278,781	31,239



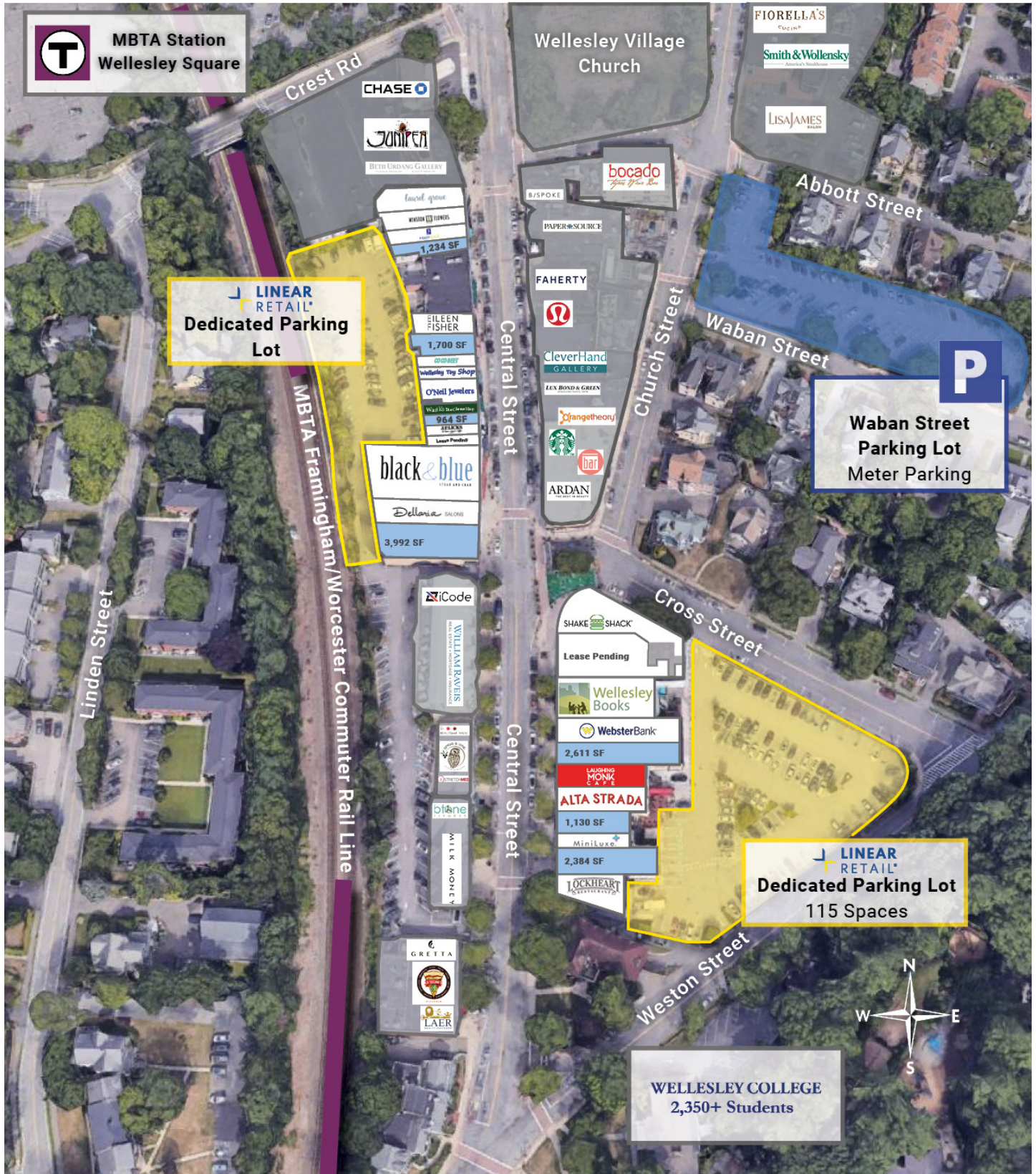
FOR MORE INFORMATION

Evan Eisenhardt, SVP - Leasing

Adriana Major, Leasing Representative

eisenhardt@linearretail.com | amajor@linearretail.com | linearretail.com

61-71 Central Street, Wellesley, MA 02482



FOR MORE INFORMATION

Evan Eisenhardt, SVP - Leasing | eisenhardt@linearretail.com | Office 781.202.3536 | Cell 617.807.0577

Adriana Major, Leasing Representative | amajor@linearretail.com | Office 781.202.3555 | Cell 603.391.2502